


Field Economy and Supply Options

General Description


The Carotron Field Economy option, Model CDC3FE (right), is an optional field supply assembly for use with 3phase input D.C. motor control products. Model CDC3FE is designed to reduce the level of motor field current after the motor is stopped (Stand-by).

The reduction in current will occur after an adjustable time delay and reduces destructive heating in the motor windings during long idle periods thus extending motor life. Since a percentage of the current is maintained, problems associated with cold start up, moisture build-up and speed drift, are minimized.

The Model CDC3FE is easily used with a wide range of motor control products for alternate field supply voltages and the field economy function. The field economy function only requires a control contact interlocked with the motor armature contactor for operation.



Field Economy Option



Field Supply Option

The Carotron Field Supply option, Model CDC3FS-000 (left), is an optional field supply for use with 230 VAC, 3 Phase input D.C. motor control products. This model is designed to provide a field supply of 150 VDC or 240 VDC at 10 Amps maximum.

The Model CDC3FS-000 is offered in a compact chassis design and is easily used with a wide range of motor control products as an alternate field supply. Standard features include:

- Oversized power handling components
- Terminal strip provided for easy connection
- Line transient suppression on power input
- Compact chassis design

Standard Features

- Adjustable time delay before field economy is activated
- Field economy activated by single contact (115 VAC Rated)
- Control circuitry operates at 115 VAC
- Control circuitry is fused at 0.3 Amps
- Oversized power handling components
- Line transient suppression on control circuit input and power input
- I.C. Regulated power supplies, metal film resistors and cermet potentiometers for stable operation under varying conditions of temperature and line voltage.
- Terminal strip provided for easy connection

Specifications

Field Economy Units

A.C. INPUT/D.C. OUTPUT BY MODEL:

Model Number	A.C. Input Voltage	D.C. Output Voltage	Percent Reduction
CDC3FE-001	230, 460, 3 PH	150/300	35%
CDC3FE-002	230, 1 PH	200	45%
CDC3FE-003	230, 3 PH	240	60%

D.C. OUTPUT CURRENT

- 10 Amps Max

A.C. CONTROL POWER INPUT

- 115 VAC, +10%, 1 PH, 50/60 Hz

ADJUSTMENTS

- Time Delay, 1 to 3 minutes

TEMPERATURE RANGE

- 0-55°C

Field Supply Units

A.C. INPUT

- 230 VAC, + 10%, 3 Phase, 50/60 Hz +2Hz

FIELD OUTPUT

- 150 VDC, @ 10 Amps Max. or
- 230 VDC, 10 Amps Max.

FUSING REQUIREMENTS

- 10 Amps Max.

DIOD MODULE P.I.V.

- 1400 Volts Peak

TEMPERATURE RANGE

- 0 - 55° Ambient

Standard Models and Descriptions

Option Number	Description	Compatible with these Modelss	Approx. Shpg. Wt.	Dim.	Conn.
CDC3FE-001	Field Economy Unit 150 VDC for 230 VAC 3 PH. Input 300 VDC for 460 VAC 3 PH. Input	For all choice & Elite Models with 230/460 VAC Input	3 lbs.	Fig.I.1	Fig. I.3
CDC3FE-002	Field Economy Unit 200 VDC for 230 VAC 3 PH. Input	For all choice & Elite Models with 230 VAC Input	3 lbs.	Fig.I.1	Fig. I.4
CDC3FE-003	Field Economy Unit 240 VDC for 230 VAC 3 PH. Input	For all choice & Elite Models with 230 VAC Input	3 lbs.	Fig.I.1	Fig. I.5
CDC3FE-003	Field Economy Unit 150/240 VDC for 230 VAC 3 PH. Input	For all choice & Elite Models with 230 VAC Input	3 lbs.	Fig.I.2	Fig. I.6

Dimensions

Field Economy Units

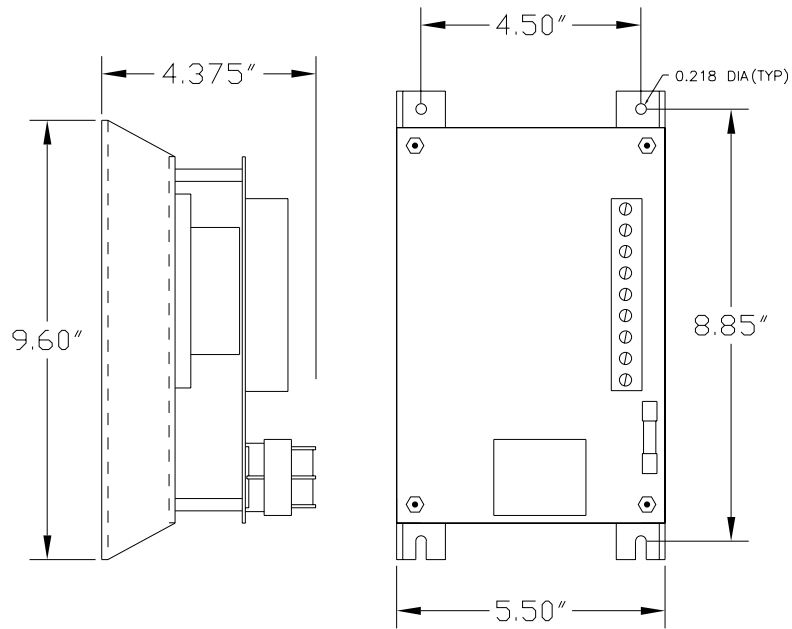


Fig. I.1

Field Supply Unit

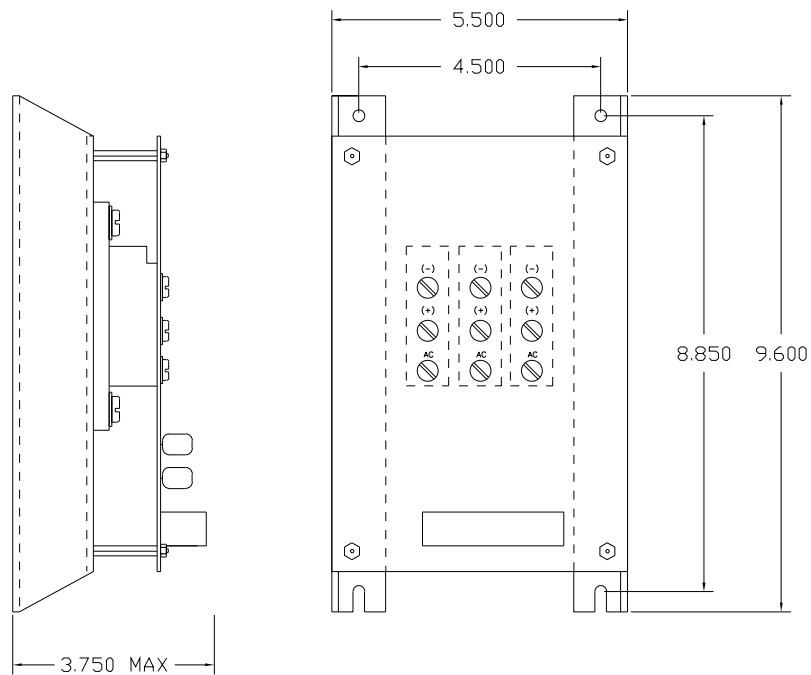


Fig. I.2